






2023

# WJP & RULE OF LAW INDEX

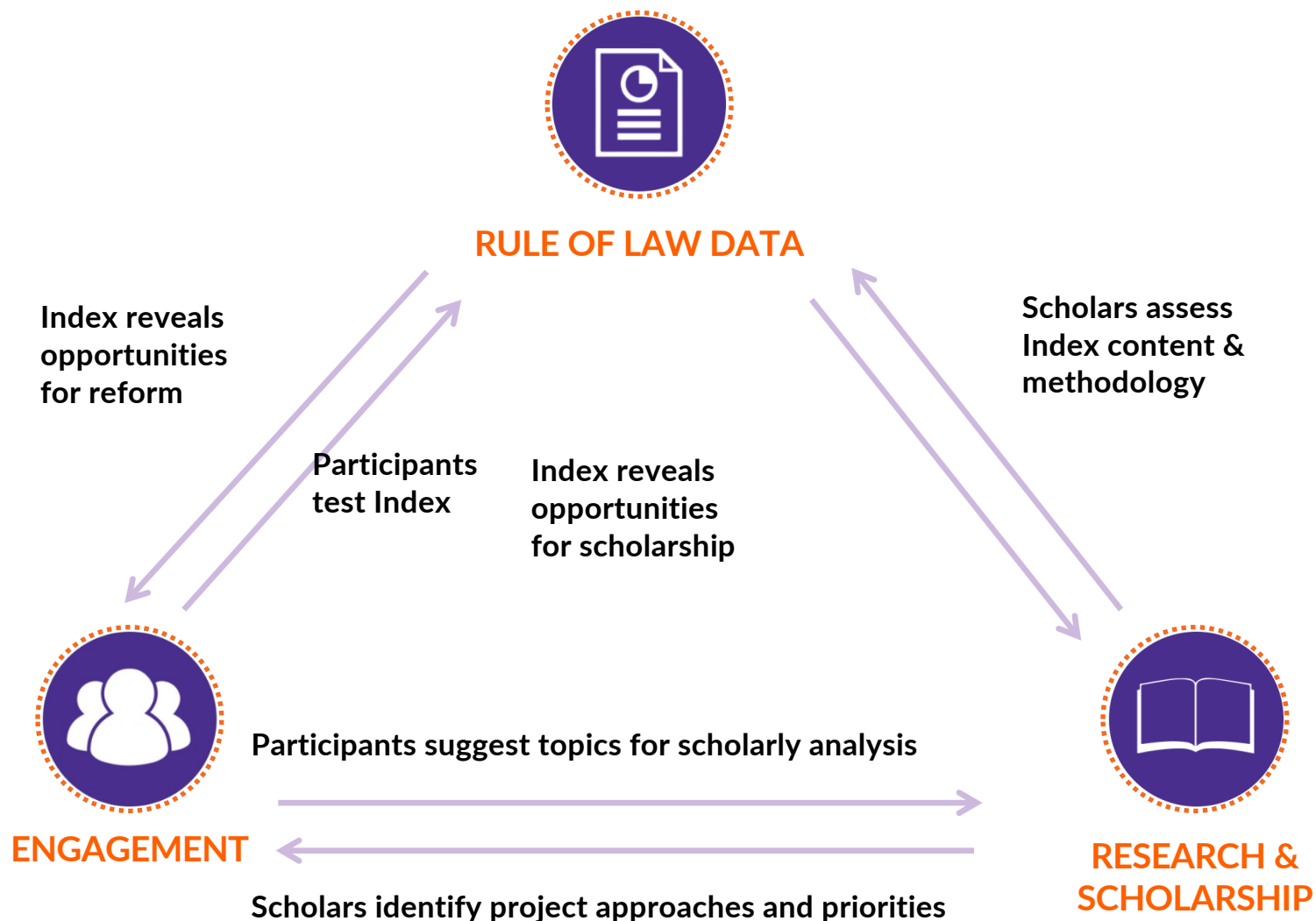
ROLD

4 July 2024



# About WJP

- **Vision:** a world comprised of rule of law communities delivering justice, opportunity, and peace
- **Mission:** create knowledge, build awareness, and stimulate action to advance the rule of law worldwide



# What is the Rule of Law?

The rule of law is a durable system of laws, institutions, norms, and community commitment that delivers:



## Accountability

The government as well as private actors are accountable under the law.



## Just Law

The law is clear, publicized, and stable and is applied evenly. It ensures human rights as well as property, contract, and procedural rights.



## Open Government

The processes by which the law is adopted, administered, adjudicated, and enforced are accessible, fair, and efficient.



## Accessible and Impartial Justice

Justice is delivered timely by competent, ethical, and independent representatives and neutrals who are accessible, have adequate resources, and reflect the makeup of the communities they serve.

# Factors of the Rule of Law



**FACTOR 1**

Constraints  
on Government  
Powers



**FACTOR 2**

Absence  
of Corruption



**FACTOR 3**

Open  
Government



**FACTOR 4**

Fundamental  
Rights



**FACTOR 5**

Order and  
Security



**FACTOR 6**

Regulatory  
Enforcement



**FACTOR 7**

Civil  
Justice



**FACTOR 8**

Criminal  
Justice



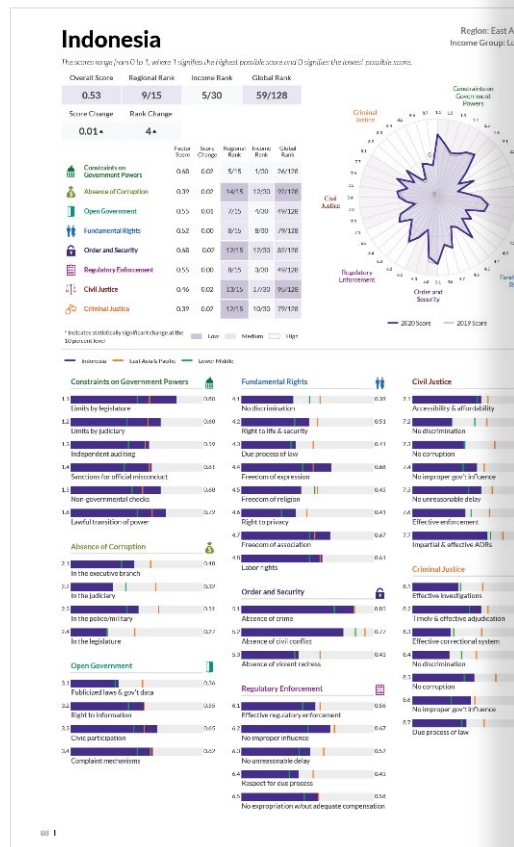
# WJP Rule of Law Index

- Measures experiences and perceptions of the rule of law in **142 countries and jurisdictions**.
- Surveys of **149,000+ households** and questionnaires to **3,400+ experts**.
- 2 new countries: Kuwait and Montenegro
- Period of data collection: February 2023 to June 2023
- Released annually.



# Country Profiles









Each profile presents the featured country's scores for each of the WJP Rule of Law Index factors and sub-factors and draws comparisons between the scores of the featured country and the scores of other indexed countries in the same regional and income groups.



## Indonesia

The scores range from 0 to 1, where 1 signifies the highest possible score and 0 signifies the lowest possible score.

Overall Score		Regional Rank		Income Rank		Global Rank	
0.53		9/15		5/30		59/128	
Score Change		Rank Change					
0.01▲		4▲					

	Factor Score	Score Change	Regional Rank	Income Rank	Global Rank
 Constraints on Government Powers	0.68	0.02	5/15	1/30	26/128
 Absence of Corruption	0.39	0.02	14/15	12/30	92/128
 Open Government	0.55	0.01	7/15	4/30	49/128
 Fundamental Rights	0.52	0.00	8/15	8/30	79/128
 Order and Security	0.68	-0.02	12/15	12/30	82/128
 Regulatory Enforcement	0.55	0.00	8/15	3/30	49/128
 Civil Justice	0.46	0.02	13/15	17/30	95/128
 Criminal Justice	0.39	0.02	12/15	10/30	79/128

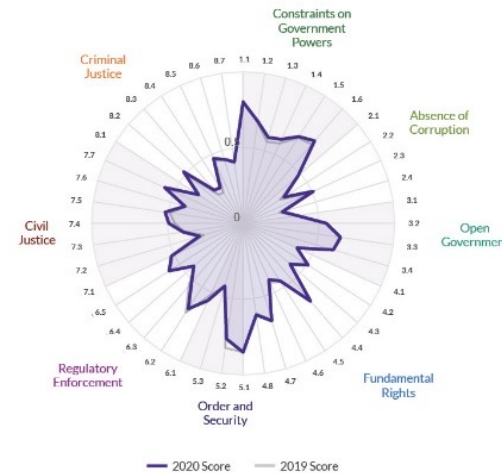
\* Indicates statistically significant change at the 10 percent level

Legend: Low (dark blue), Medium (light blue), High (white)

Legend: Indonesia (dark blue), East Asia & Pacific (orange), Lower Middle (green)











Region: East Asia & Pacific  
Income Group: Lower Middle



## Iran

The scores range from 0 to 1, where 1 signifies the highest possible score and 0 signifies the lowest possible score.

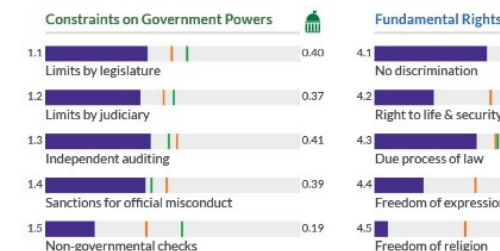
Overall Score	Regional Rank	Income Rank	Global Rank
0.43	7/8	41/42	109/128
Score Change	Rank Change		
-0.02 ▼	-3 ▼		

	Factor Score	Score Change	Regional Rank	Income Rank	Global Rank
 Constraints on Government Powers	0.37	-0.02	7/8	37/42	114/128
 Absence of Corruption	0.43	-0.02	6/8	32/42	76/128
 Open Government	0.28	-0.01	7/8	41/42	124/128
 Fundamental Rights	0.22	-0.02	8/8	42/42	128/128
 Order and Security	0.73	-0.02	4/8	21/42	63/128
 Regulatory Enforcement	0.46	-0.02	6/8	33/42	88/128
 Civil Justice	0.55	0.00	4/8	19/42	58/128
 Criminal Justice	0.37	-0.05	7/8	31/42	87/128

\* Indicates statistically significant change at the 10 percent level

Legend: Low (dark blue), Medium (light blue), High (white)


Legend: Iran (dark blue), Middle East & North Africa (orange), Upper Middle (green)





# Who Uses Our Data?

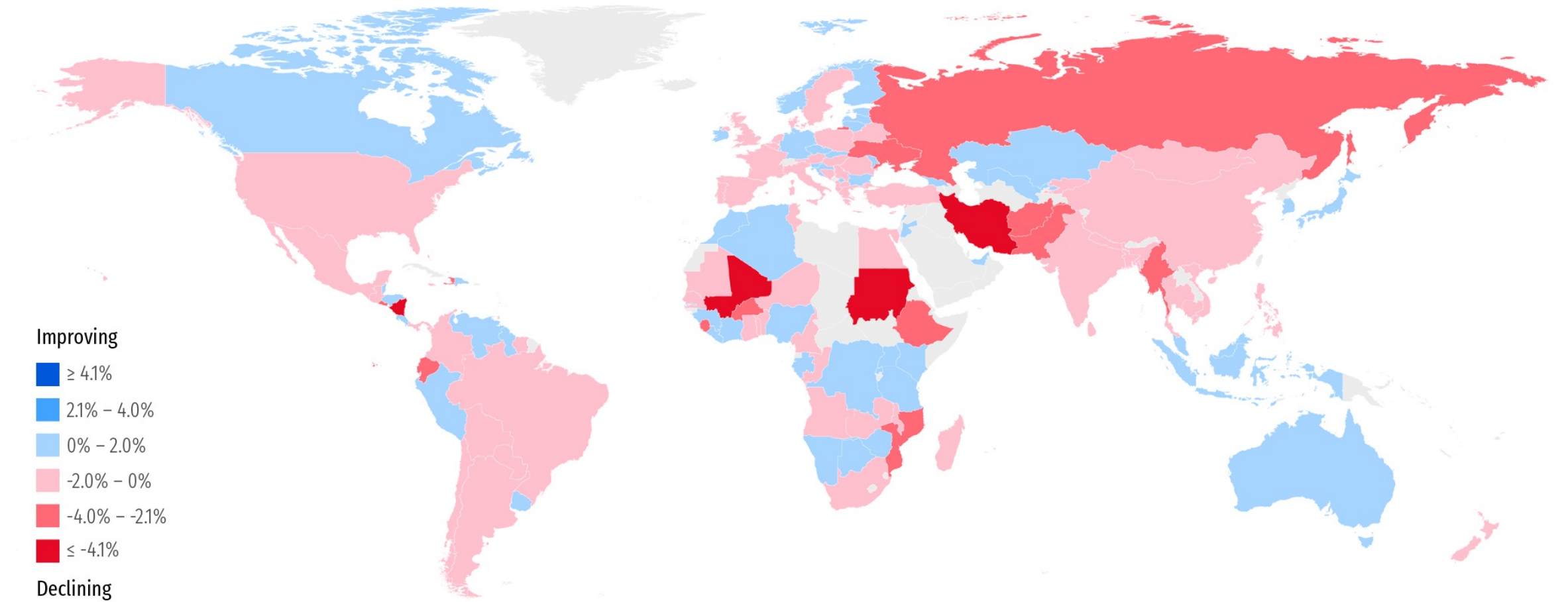
<b>Governments and Bilateral Aid Agencies</b>	Gov't of Philippines, Uzbekistan, Mexico, Kazakhstan, Kosovo European Union USAID	     
<b>Multilateral Orgs and NGOS</b>	United Nations European Union OECD World Bank Open Government Partnership Transparency International	    
<b>Media</b>	Economist Intelligence Unit New York Times BBC The Guardian Wall Street Journal	    
<b>Business</b>	Ernst & Young KPMG UBS Analyse Africa Microsoft U.S. Chamber of Commerce	     



# Global Rule of Law in 2023: Status & Trends



# Over 6 Billion People Live in Countries Where Rule of Law is Declining



# Global Rankings

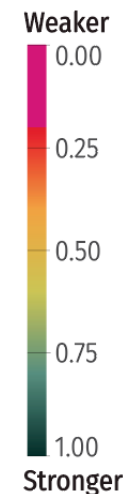
## TOP 10

Country/Jurisdiction	Overall Score*	Global Rank
Denmark	0.90	1
Norway	0.89	2
Finland	0.87	3
Sweden	0.85	4
Germany	0.83	5
Luxembourg	0.83	6
Netherlands	0.83	7
New Zealand	0.83	8
Estonia	0.82	9
Ireland	0.81	10

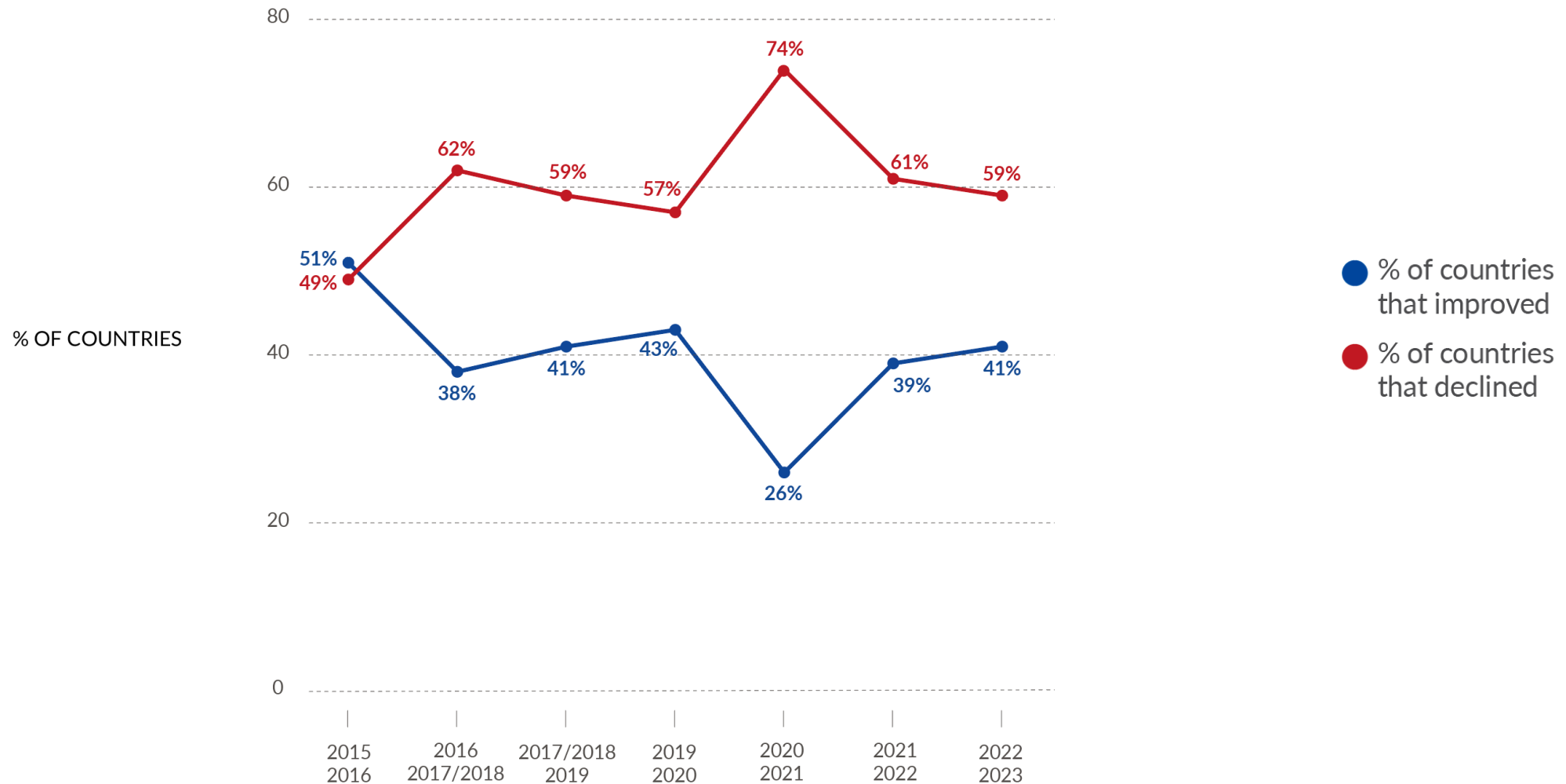
## BOTTOM 10

Country/Jurisdiction	Overall Score*	Global Rank
Mauritania	0.36	133
Cameroon	0.35	134
Myanmar	0.35	135
Egypt, Arab Rep.	0.35	136
Nicaragua	0.35	137
Congo, Dem. Rep.	0.34	138
Haiti	0.34	139
Afghanistan	0.32	140
Cambodia	0.31	141
Venezuela, RB	0.26	142

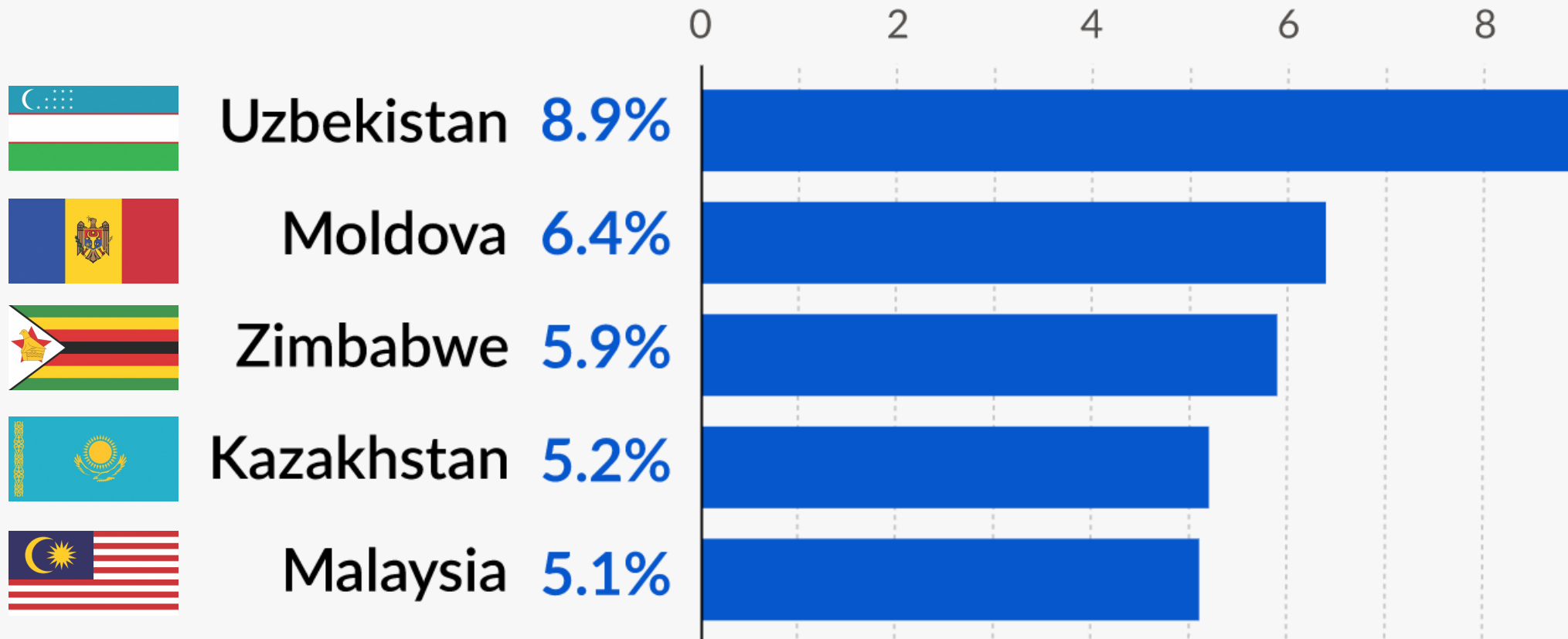
ADHERENCE  
TO THE RULE  
OF LAW



# For the 6th consecutive year, rule of law has declined in more countries than it improved

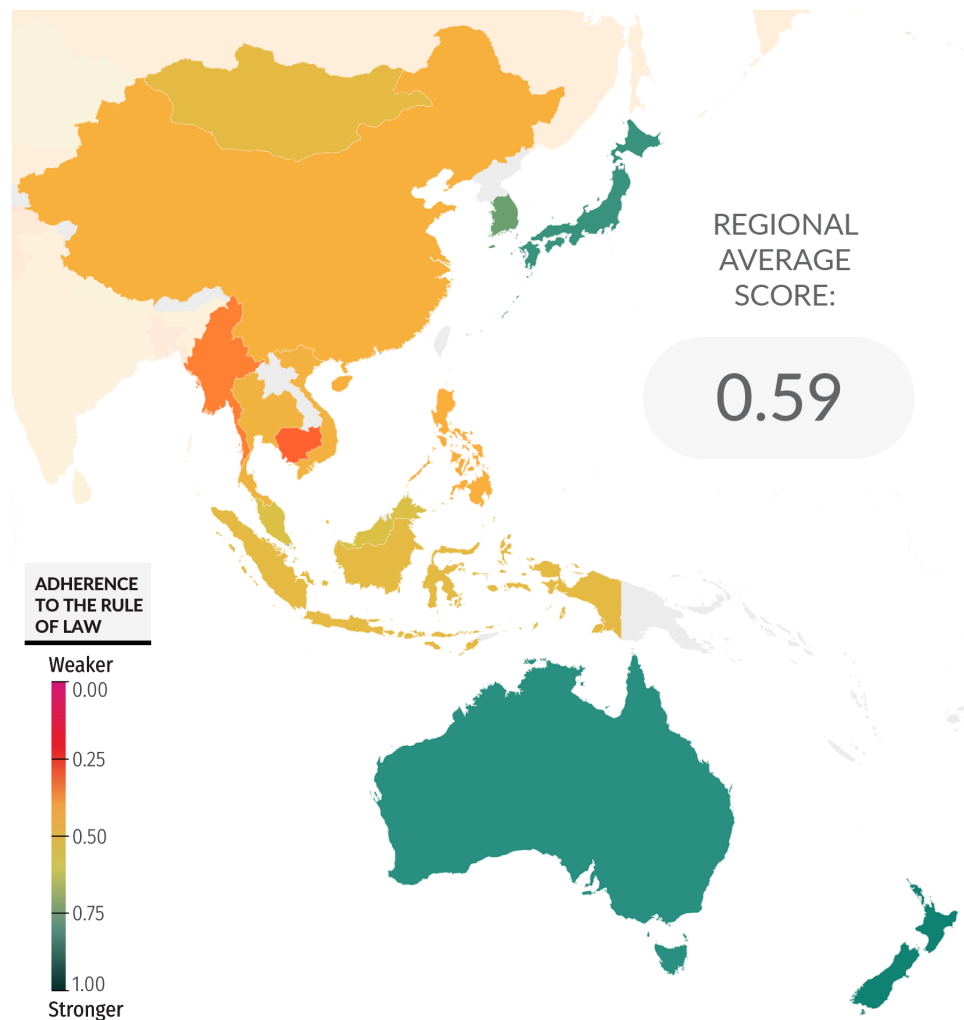


# Most Improved Countries 2016-2023



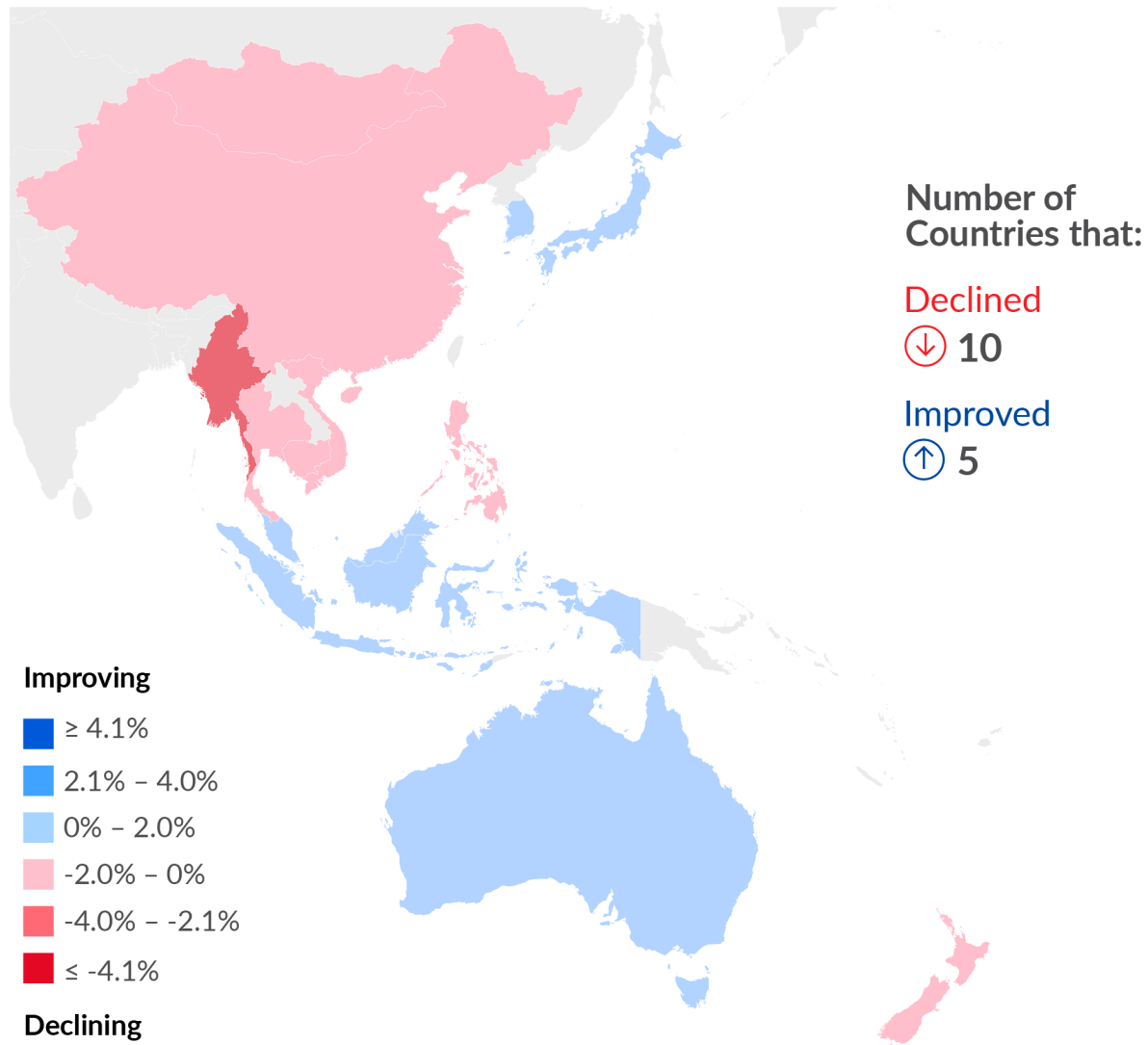


# Rule of Law in East Asia and the Pacific 2022-2023



Regional Rank	Country/Jurisdiction	Overall Score*	Annual % Change in Overall Score*	5-Year % Change in Overall Score**	Global Rank	Annual Change in Global Rank†
1/15	New Zealand	0.83	-0.2%	-0.4%	8	1 ▼
2/15	Australia	0.80	0.5%	-1.3%	13	0
3/15	Japan	0.79	0.0%	-0.2%	14	2 ▲
4/15	Singapore	0.78	-0.1%	-2.6%	17	0
5/15	Korea, Rep.	0.74	0.5%	2.0%	19	0
6/15	Hong Kong SAR, China	0.73	-0.2%	-6.0%	23	1 ▼
7/15	Malaysia	0.57	0.8%	6.1%	55	1 ▲
8/15	Mongolia	0.53	-0.6%	-2.0%	64	0
9/15	Indonesia	0.53	0.2%	2.6%	66	0
10/15	Thailand	0.49	-1.0%	-3.0%	82	0
11/15	Vietnam	0.49	-0.6%	-2.9%	87	1 ▼
12/15	China	0.47	-0.9%	-6.7%	97	0
13/15	Philippines	0.46	-1.5%	-2.0%	100	1 ▼
14/15	Myanmar	0.35	-3.7%	-17.2%	135	1 ▼
15/15	Cambodia	0.31	-0.1%	-3.5%	141	0

# Rule of Law Changes in East Asia and the Pacific from 2022 to 2023



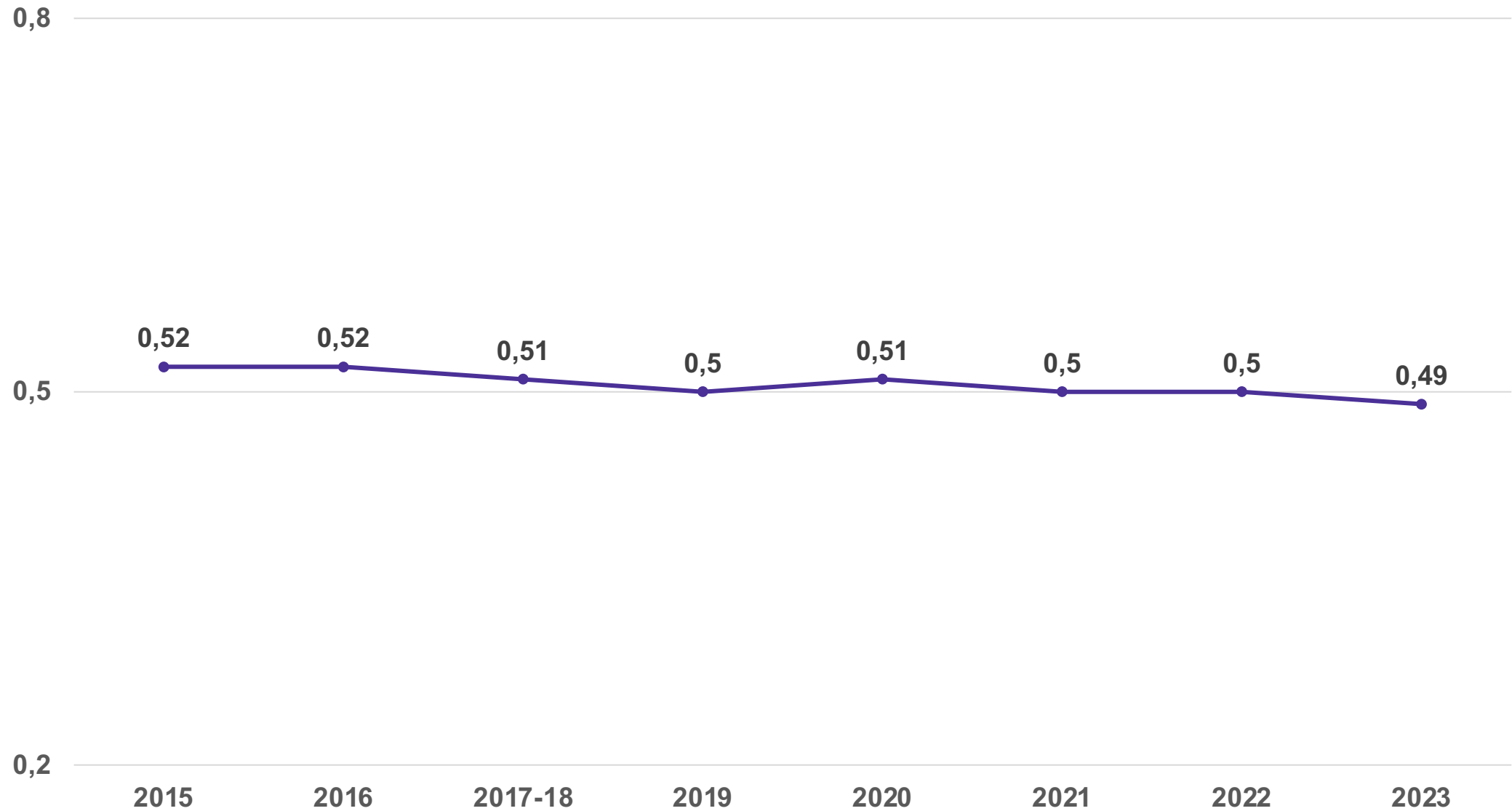
Country/Jurisdiction	Overall Score*	Annual % Change in Overall Score*
Malaysia	0.57	0.8%
Australia	0.80	0.5%
Korea, Rep.	0.74	0.5%
Indonesia	0.53	0.2%
Japan	0.79	0.0%
Singapore	0.78	-0.1%
Cambodia	0.31	-0.1%
Hong Kong SAR, China	0.73	-0.2%
New Zealand	0.83	-0.2%
Mongolia	0.53	-0.6%
Vietnam	0.49	-0.6%
China	0.47	-0.9%
Thailand	0.49	-1.0%
Philippines	0.46	-1.5%
Myanmar	0.35	-3.7%

\* Scores are rounded to two decimal places. Annual percentage change in score is rounded to one decimal place. Countries with annual percentage changes in scores that round to 0.0% have been graphed according to their unrounded score in order to show changes.



# Rule of Law in Thailand

# Thailand Rule of Law Score Over Time





# Thailand ranks 82 out of 142 countries in rule of law globally, and 10 out of 15 countries in the East Asia and Pacific region

## Thailand

Region: East Asia and Pacific  
Income Group: Upper-Middle

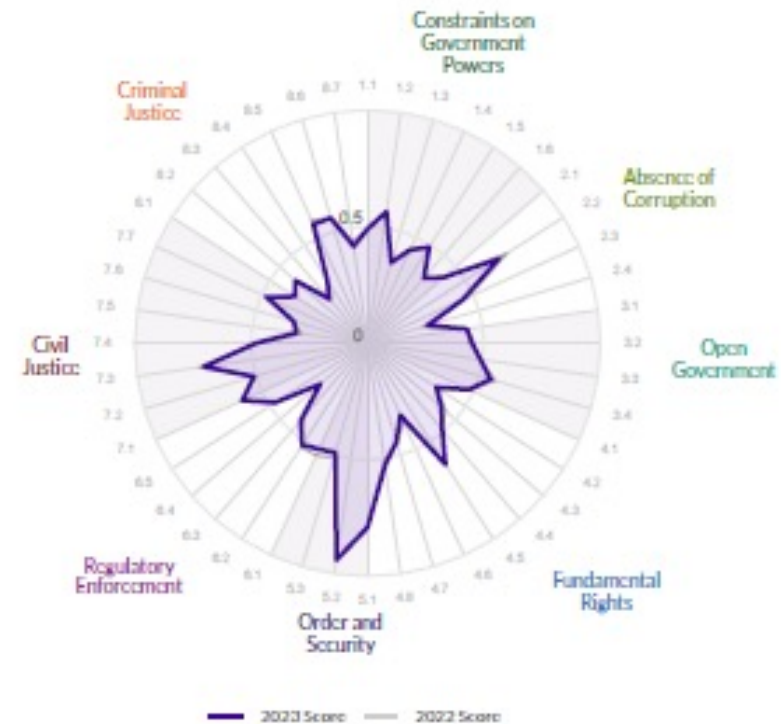
The scores range from 0 to 1, where 1 signifies the highest possible score and 0 signifies the lowest possible score.

Overall Score	Regional Rank	Income Rank	Global Rank
0.49	10/15	25/41	82/142
Score Change	Rank Change		
-0.01▼	0		

	Factor Score	Score Change	Regional Rank	Income Rank	Global Rank
 Constraints on Government Powers	0.45	0.00	11/15	30/41	100/142
 Absence of Corruption	0.45	-0.01	9/15	21/41	72/142
 Open Government	0.48	0.00	9/15	24/41	77/142
 Fundamental Rights	0.46	-0.01	10/15	34/41	101/142
 Order and Security	0.74	-0.01	11/15	19/41	65/142
 Regulatory Enforcement	0.44	-0.01	12/15	34/41	103/142
 Civil Justice	0.49	0.00	10/15	28/41	87/142
 Criminal Justice	0.41	-0.01	11/15	22/41	76/142

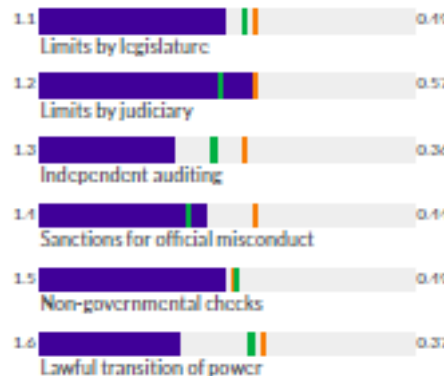
\* Indicates statistically significant change at the 10 percent level

Low Medium High

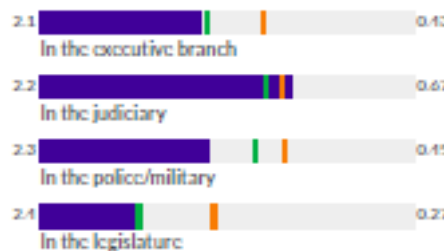


Thailand East Asia and Pacific Upper Middle

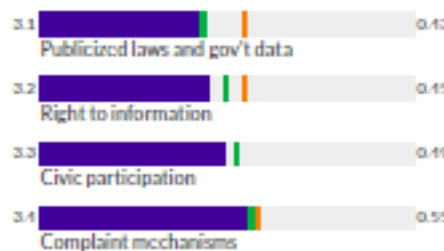
### Constraints on Government Powers



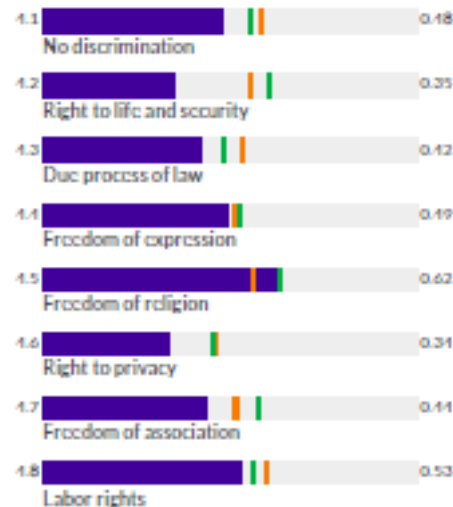
### Absence of Corruption



### Open Government



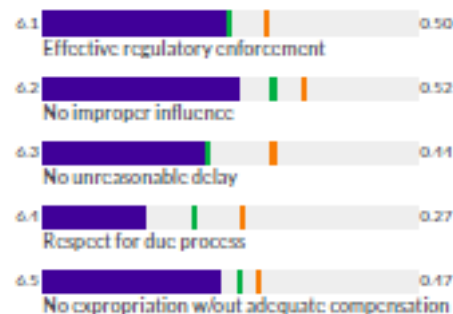
### Fundamental Rights



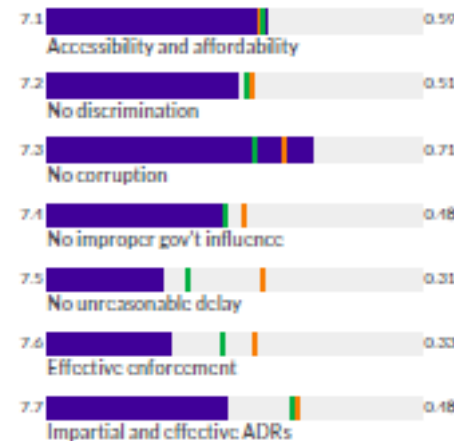
### Order and Security



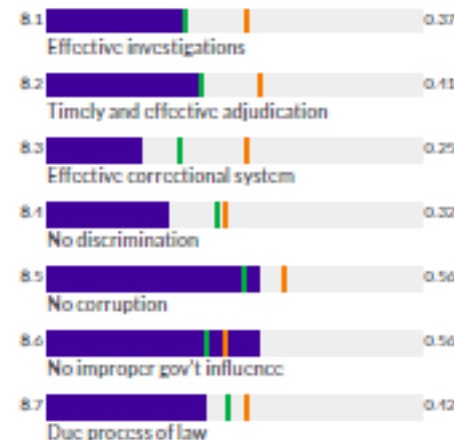
### Regulatory Enforcement



### Civil Justice



### Criminal Justice



## Sub-Factor Scores for Thailand

# Decline in Thailand's Rule of Law (2015-2023)



# Thailand has declined across all Index factors since 2015, except Factor 5 and 7

	2015	2023
Rule of Law Score	0.52	0.49
F1. Limited Government Powers	0.46	0.45
F2: Corruption	0.54	0.45
F3: Open Government	0.51	0.48
F4: Fundamental Rights	0.51	0.46
F5: Order and Security	0.71	0.74
F6: Effective Regulatory enforcement	0.51	0.44
F7: Access to civil justice	0.46	0.49
F8: Effective Criminal Justice	0.45	0.41





World Justice  
Project

## Learn more at:



[worldjusticeproject.org](https://worldjusticeproject.org)



[linkedin.com/company/the-world-justice-project](https://linkedin.com/company/the-world-justice-project)



[facebook.com/thewjp](https://facebook.com/thewjp)



[twitter.com/theWJP](https://twitter.com/theWJP)



[worldjusticeproject.org/index](https://worldjusticeproject.org/index)