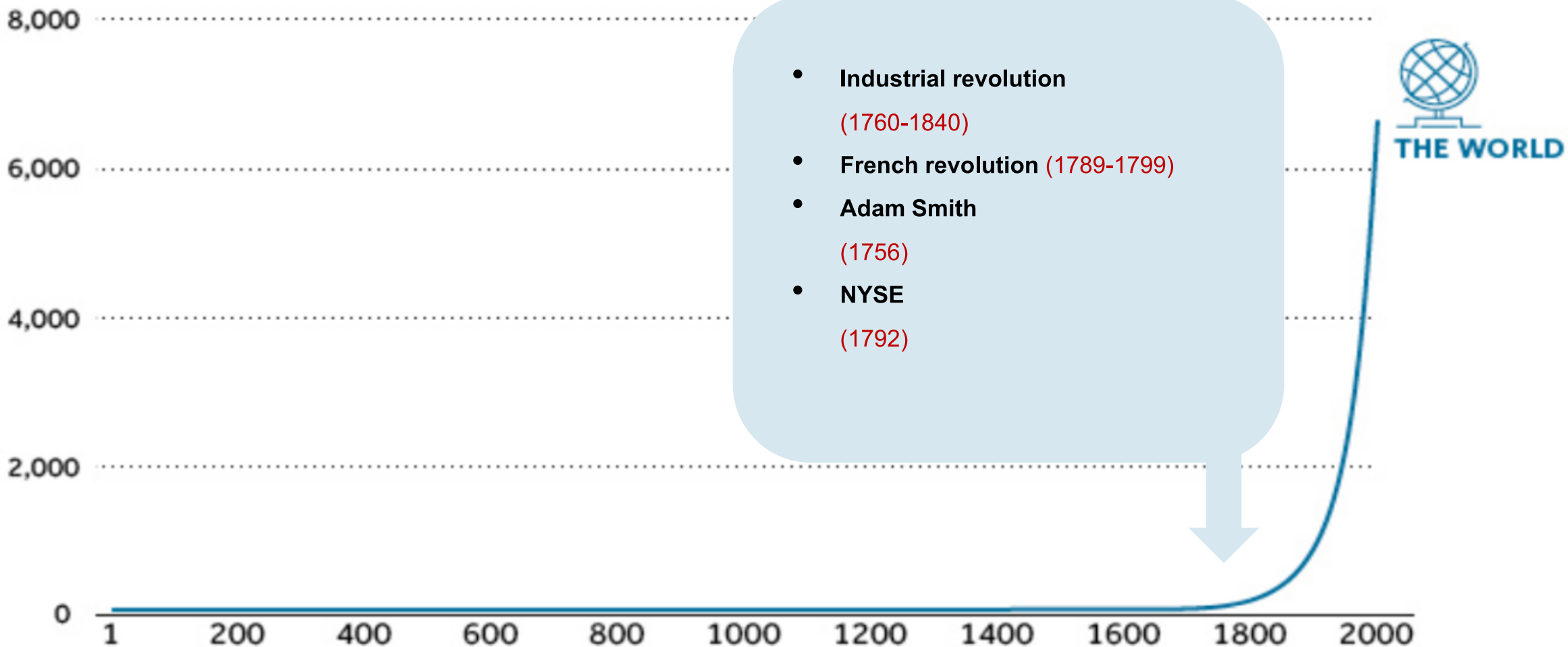




ปัจจัยเชิงสถาบัน เพื่อการพัฒนาอย่างยั่งยืน

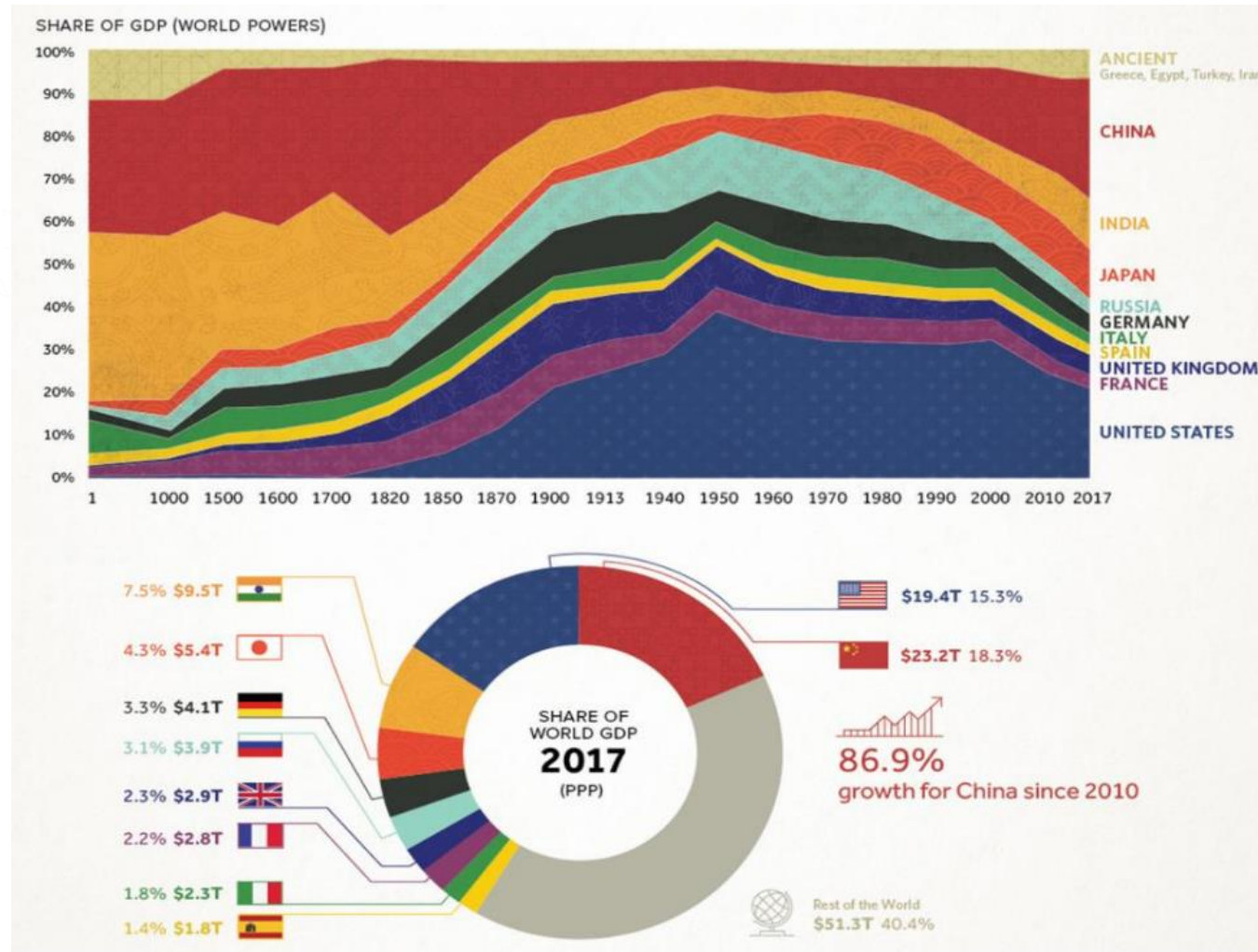
บรรยาย พงษ์พานิช

## World GDP Per Capita (1990\$)



Source : "Statistics on World Population, GDP, and Per capita GDP, 1-2008AD", Angus Maddison; IMF

# 2000 Years of Economic History in one chart

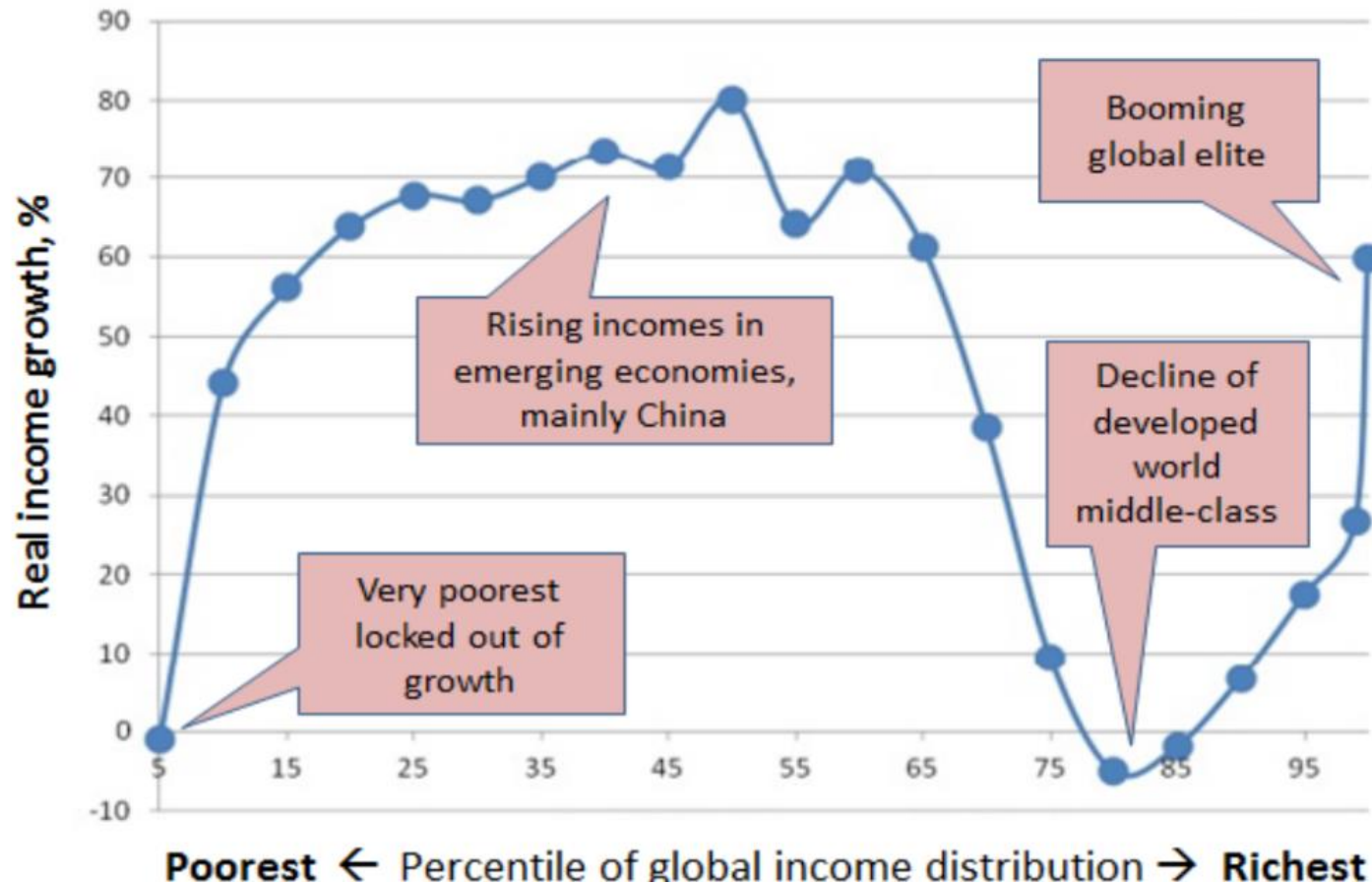


Source : "Statistics on World Population, GDP, and Per capita GDP, 1-2008AD", Angus Maddison; IMF

# Elephant Chart



## Global income growth from 1988 to 2008



Source : Christoph Lakner and Branko Milanovic (2013)

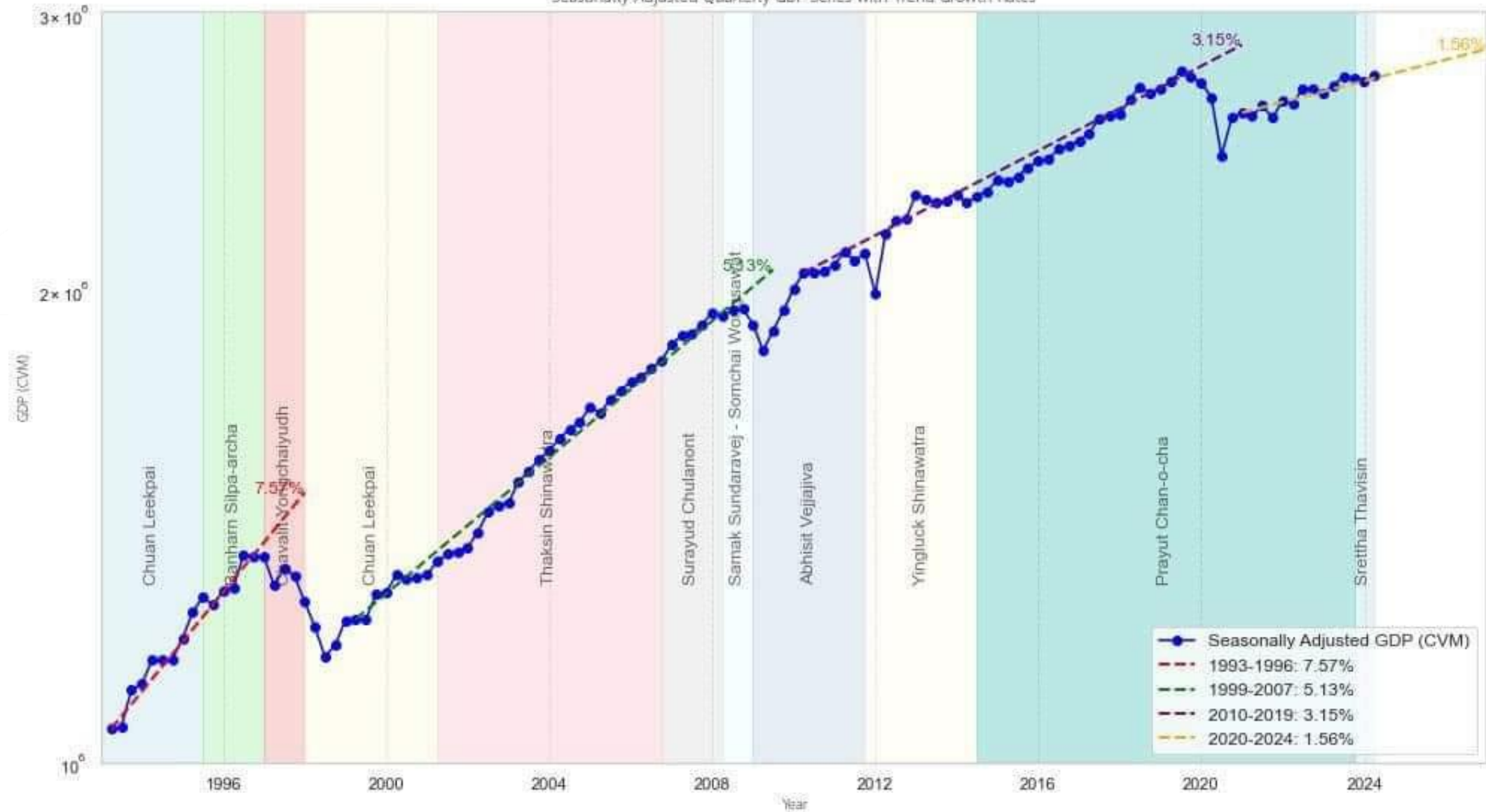
# Ranking of top 20 Countries on Key Indicators

Countries highlighted in bold are those that have achieved top-20 rankings in multiple indices

Data as of	2023	2018	2021	2022	2021	2022	2023	2024
Top 20	GNI Per Capita, Atlas Method (US Dollars)	Gini index	Democracy Matrix	Economic freedom Index	Corruption Perceptions Index	PISA	Rule of Law Index	Environmental Performance Index
1	Bermuda	Slovenia	<b>Denmark</b>	<b>Singapore</b>	<b>Finland</b>	<b>Singapore</b>	<b>Denmark</b>	<b>Estonia</b>
2	<b>Norway</b>	<b>Czechia</b>	<b>Norway</b>	<b>Switzerland</b>	<b>Denmark</b>	China	Norway	<b>Luxembourg</b>
3	<b>Switzerland</b>	Slovak Republic	<b>Finland</b>	<b>Ireland</b>	<b>New Zealand</b>	Japan	<b>Finland</b>	<b>Germany</b>
4	<b>Luxembourg</b>	Belarus	<b>Sweden</b>	<b>New Zealand</b>	<b>Norway</b>	Taiwan	<b>Sweden</b>	<b>Finland</b>
5	<b>Ireland</b>	Moldova	<b>Germany</b>	<b>Luxembourg</b>	<b>Sweden</b>	Korea, Rep. Hong Kong SAR,	<b>Germany</b>	<b>United Kingdom</b>
6	<b>United States</b>	United Arab Emirates	<b>Switzerland</b>	<b>Taiwan</b>	<b>Singapore</b>	China	<b>Luxembourg</b>	<b>Sweden</b>
7	<b>Iceland</b>	Ukraine	<b>Netherlands</b>	<b>Estonia</b>	<b>Switzerland</b>	Estonia	<b>Netherlands</b>	<b>Norway</b>
8	Isle of Man	<b>Belgium</b>	<b>New Zealand</b>	<b>Netherlands</b>	<b>Netherlands</b>	Canada	<b>New Zealand</b>	<b>Austria</b>
9	Faroe Islands	<b>Finland</b>	<b>Belgium</b>	<b>Finland</b>	<b>Luxembourg</b>	Ireland	<b>Estonia</b>	<b>Switzerland</b>
10	<b>Denmark</b>	<b>Norway</b>	<b>Costa Rica</b>	<b>Denmark</b>	<b>Germany</b>	<b>Switzerland</b>	<b>Ireland</b>	<b>Denmark</b>
11	<b>Singapore</b>	Kyrgyz Republic	<b>Spain</b>	<b>Sweden</b>	<b>United Kingdom</b>	<b>Australia</b>	<b>Austria</b>	<b>Greece</b>
12	Qatar	Kazakhstan	<b>Luxembourg</b>	<b>Australia</b>	<b>Hong Kong SAR, China</b>	<b>Finland</b>	<b>Canada</b>	<b>Netherlands</b>
13	Cayman Islands	<b>Netherlands</b>	<b>Australia</b>	<b>Iceland</b>	<b>Estonia</b>	<b>New Zealand</b>	<b>Australia</b>	France
14	<b>Australia</b>	<b>Denmark</b>	<b>Estonia</b>	<b>Norway</b>	<b>Ireland</b>	<b>United Kingdom</b>	<b>Japan</b>	<b>Belgium</b>
15	<b>Sweden</b>	Malta	<b>Iceland</b>	<b>Canada</b>	<b>Austria</b>	Poland	<b>United Kingdom</b>	Malta
16	<b>Netherlands</b>	Guinea	<b>Ireland</b>	<b>Germany</b>	<b>Canada</b>	<b>Czechia</b>	<b>Belgium</b>	<b>Ireland</b>
17	<b>Hong Kong SAR, China</b>	Hungary	<b>United Kingdom</b>	<b>Lithuania</b>	<b>Iceland</b>	<b>Denmark</b>	<b>Singapore</b>	Czech Republic
18	<b>Austria</b>	Pakistan	<b>Austria</b>	Latvia	<b>Belgium</b>	<b>United States</b>	<b>Lithuania</b>	Slovakia
19	Israel	Croatia	<b>France</b>	<b>Korea, Rep.</b>	<b>Australia</b>	<b>Sweden</b>	<b>Korea, Rep.</b>	<b>Poland</b>
20	<b>Belgium</b>	<b>Sweden</b>	<b>South Korea</b>	Chile	<b>Uruguay</b>	<b>Austria</b>	<b>Czechia</b>	<b>Iceland</b>
Thailand Ranking	<b>102/198</b>	<b>50/85</b>	<b>135/176</b>	<b>69/177</b>	<b>112/180</b>	<b>63/80</b>	<b>82/142</b>	<b>91/180</b>
10 Years Earlier (Year)	<b>118/213 (2013)</b> <b>88/195 (2021)</b>	<b>52/78 (2008)</b>	<b>96/178 (2011)</b>	<b>59/185 (2012)</b>	<b>80/182 (2011)</b>	<b>50/65 (2012)</b>	<b>56/102 (2015)</b>	<b>110/180</b>

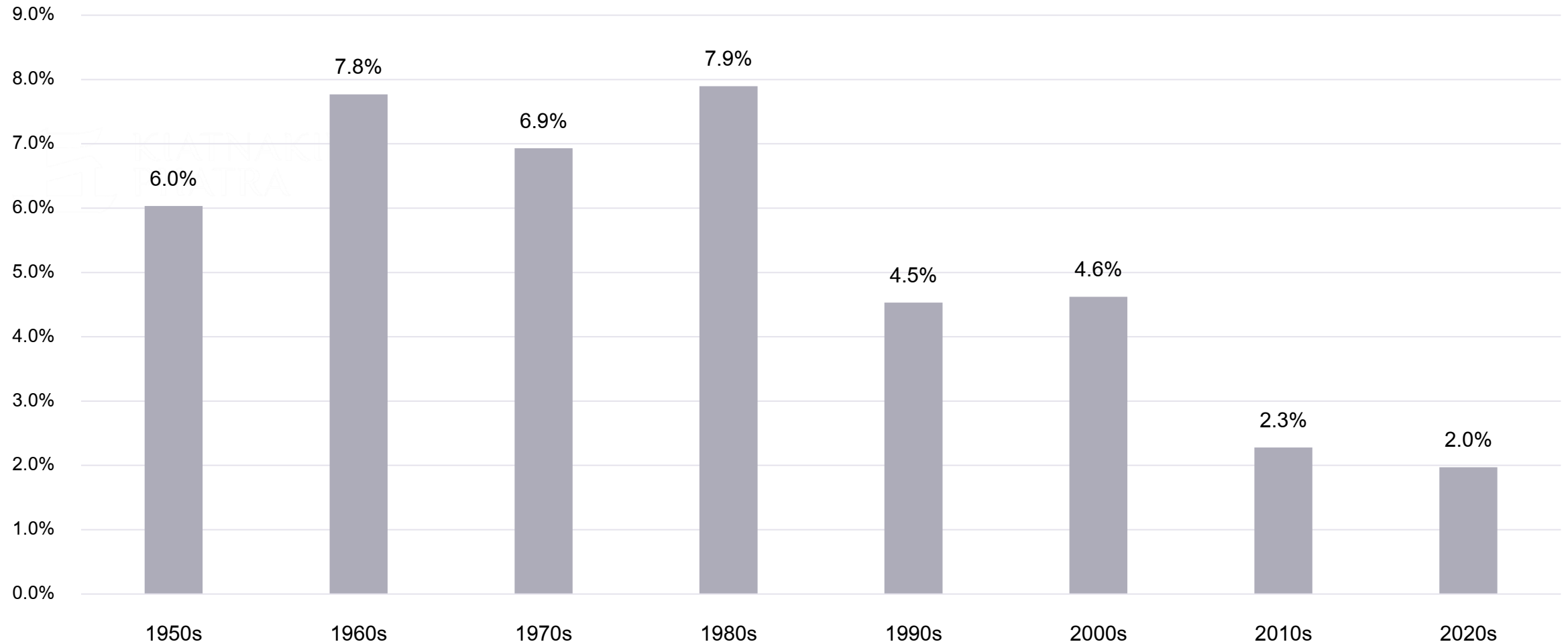
Source: GNI per capita and GINI Index from World Bank; Democracy Matrix from University of Wurzburg; Economic Freedom Index from the Heritage Foundation; Corruption Perception Index from Transparency International; Rule of Law Index from World Justice Project

Seasonally Adjusted Quarterly GDP Series with Trend Growth Rates



Source: NESDC, KKP Research

## Average Thai GDP growth rate




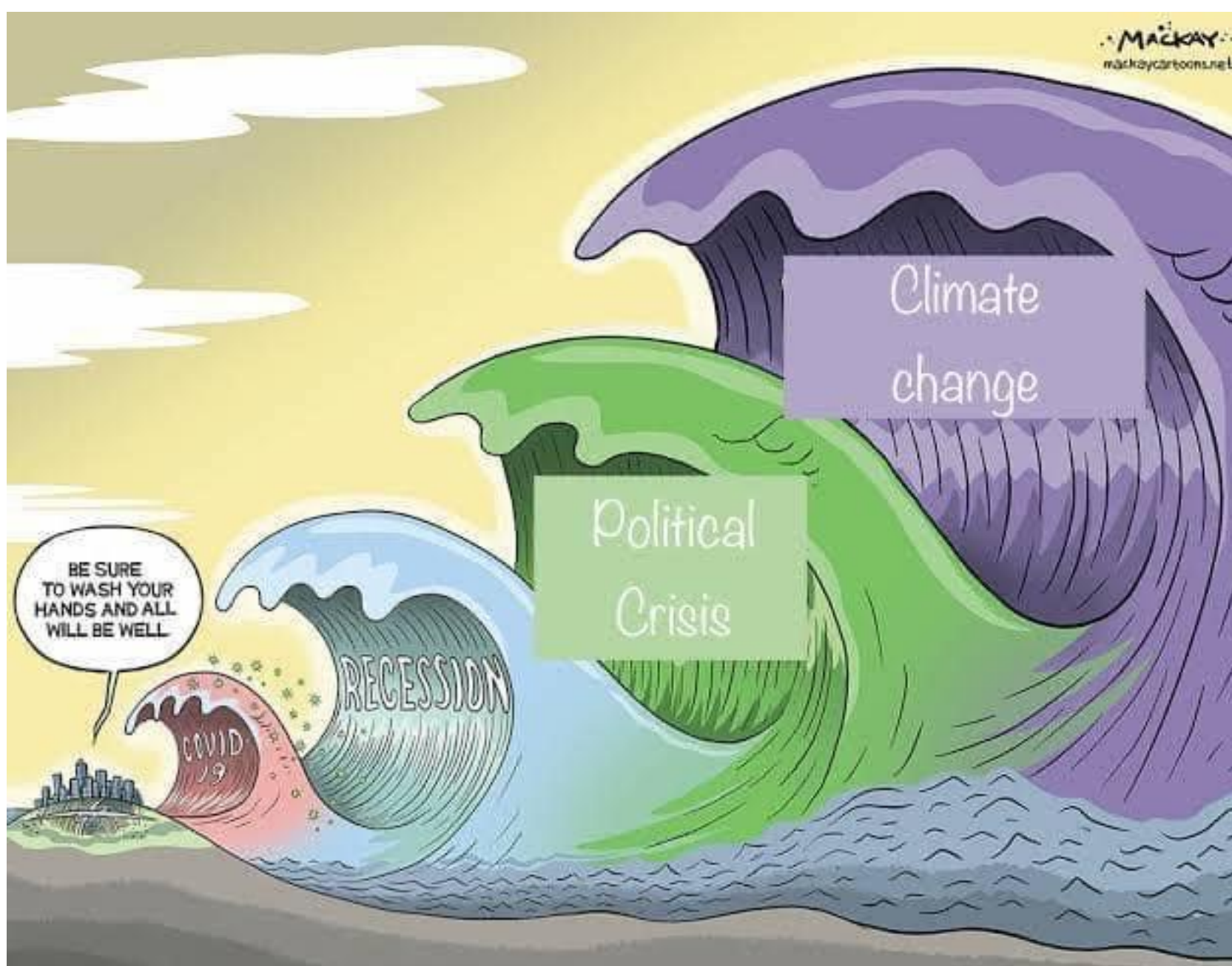
Source: NESDC, KKP Research



เต็ง เสี่ยวผิง เข้าเฝ้าพระบาทสมเด็จพระเจ้าอยู่หัว ณ พระตำหนักจิตรลดารโหฐาน เมื่อวันที่ 5 พ.ย. 2521









THANK YOU